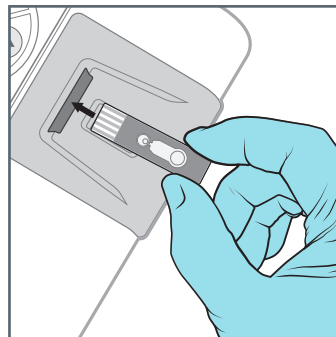


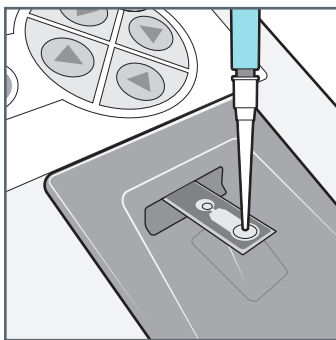
1. Sample Collection, semen sample should be collected in accordance with published guidelines for collection and liquefaction for semen analysis.



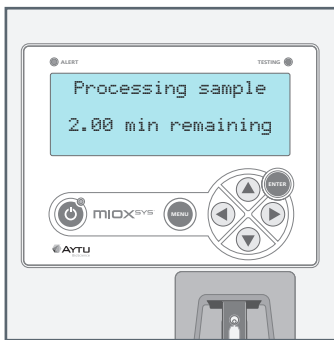
2. Press the power button on the MiOXSYS Analyzer.



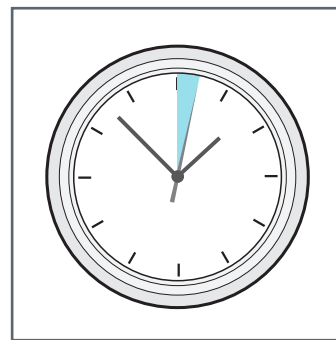
3. Unwrap an individual MiOXSYS Sensor and place into MiOXSYS Analyzer.



4. Using a pipette, transfer 30µL of sample to the Sample Application Port of the inserted MiOXSYS Sensor.



5. Once detected, the MiOXSYS Analyzer will begin processing the sample.



6. Results received within two minutes.